

EX-x04 and EX-x22

Sensitive Piezoelectric Button Switch Passive Infrared Motion Sensor Switch Installation Manual

1. Introduction

The EX-H04 and EX-M04 are sensitive piezoelectric button switches. The new access control switches are designed as flush mounting for US and UK electric boxes with piezoelectric technology. The switches have a red/green LED ring to display the switch status.

The switches are designed as Request-to-Exit (REX) buttons for access control systems, direct activate electric strike, or magnet locks with up to 30 VDC and 1A.

The EX-H22 and EX-M22 are passive infrared motion sensors (no touch switch). The new access control switches are designed as flush mounting for US and UK electric boxes with passive infrared technology. The switches have a red/green LED ring to display the switch status.

The switches are designed as Request to Exit (REX) buttons for access control systems, direct activate electric strike, or magnet locks with up to 30 VDC and 1A.

Figure 1: EX-H04



Figure 2: EX-M04 piezoelectric button switch with a green LED ring and 'PUSH TO EXIT' text.



Figure 3: EX-H22 passive infrared motion sensor switch with a red LED ring and 'EXIT' text.



Figure 4: EX-M22 passive infrared motion sensor switch with a red LED ring and 'EXIT' text.



2. Technical Specifications

2.1 Electrical Characteristics

| | |
|------------------------|---------------|
| Input Voltage | 8–30 VDC |
| Switch Voltage | 30 VDC [OC] |
| Maximum Switch Current | 1 A |
| Sense Range (EX-x22) | 5 to 20 cm |
| Sensitivity (EX-x04) | 0.5 kg |
| LED Indicator | Red/green LED |

2.2 Environmental Characteristics

| | |
|-----------------------------|-------------------------------|
| Operating Environment | Outdoor use |
| Operating Temperature Range | -10°C to 50°C (14°F to 122°F) |
| Storage Temperature Range | -20°C to 60°C (-4°F to 140°F) |
| Operating Humidity | 10% to 90% |

2.3 Physical Characteristics


| | |
|------------------------|---------------------------------------------------------------------------------------------|
| Dimensions (W x H x D) | H: 114 x 70 x 10 mm (4.49 x 2.76 x 0.39 in.) M: 92 x 92 x 10 mm (3.62 x 3.62 x 0.39 in.) |
| Weight | H: 50 g (1.76 oz) M: 55 g (1.94 oz) |

3. Installation

3.1 Operation Modes

The switches have two operation modes as determined by the brown wire:

- Brown wire not connected – Momentary mode activates the output [OC] for 1 second
- Brown wire connected to GND – Toggle mode activates the output [OC] ON and OFF

 The green wire sets the LED to the initial green color.

3.2 Wiring Information

The switches are wired using a five-wire pigtail as described in Table 1:

| | |
|--------|--------------------|
| Red | +Vin |
| Black | Ground (-Vin) |
| Brown | Mode setting |
| Green | LED setting |
| Yellow | Switch output (OC) |

To wire the unit:

1. Connect the power supply to the black and red wires.
2. Connect the yellow wire to the REX input in the access control panel or directly to the lock.

3.3 Installing the Switch

When selecting the installation area, select a flat wall close to the door or item that the switch will control. Ensure that there are no iron beams, door frames, or other obstructions that may prevent insertion of the inlay in the wall.

To install the switch:

1. Mark the dimensions of the inlay on the wall.
2. Mark two holes for the screws and a hole approximately in the middle of the plate to insert the wires.
3. Drill the three holes.
4. Mount the unit and tighten the screws.

Figure 5: Wall Mount


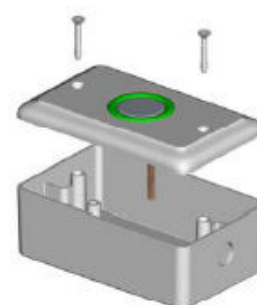


Figure 6: MP-06 Mount



Limited Warranty

The full ROSSLARE Limited Warranty Statement is available in the Quick Links section on the ROSSLARE website at www.rosslaresecurity.com.

Rosslare considers any use of this product as agreement to the Warranty Terms even if you do not review them.

Contact Information

Asia Pacific, Middle East, Africa

Rosslare Enterprises Ltd.
Kowloon Bay, Hong Kong
Tel: +852 2795-5630
Fax: +852 2795-1508
support.apac@rosslaresecurity.com

United States and Canada

Rosslare Security Products, Inc.
Southlake, TX, USA 76092
Toll Free: +1-866-632-1101
Local: +1-817-305-0006
Fax: +1-817-305-0069
support.na@rosslaresecurity.com

Europe

Rosslare Israel Ltd.
Rosh HaAyin, Israel 48091
Tel: +972 3 938-6838
Fax: +972 3 938-6830
support.eu@rosslaresecurity.com

Latin America

Rosslare Latin America
Buenos Aires, Argentina
Tel: +54-11-4001-3104
support.la@rosslaresecurity.com

China

Rosslare Electronics (Shenzhen) Ltd.
Shenzhen, China
Tel: +86 755 8610 6842
Fax: +86 755 8610 6101
support.cn@rosslaresecurity.com

India

Rosslare Electronics India Pvt Ltd.
Tel/Fax: +91 20 40147830
Mobile: +91 9975768824
sales.in@rosslaresecurity.com

www.rosslaresecurity.com



• EN ISO 13485



ROSSLARE
SECURITY PRODUCTS